





District Health Assessment for Multiple District 16 through August 2025

		Clubs							Membership							Member Strength		Cancellation		Reports			Finance	Leadership			
District Name	Status/ Number of Months in Status *	Active Clubs	Clubs in Status Quo	Total Clubs	% Status Quo Clubs in Financial Suspension	New Clubs	Cancelled Clubs	YTD Net Club Gain/Loss	Current Members In Active Clubs	Current Members In Status Quo Clubs	Current Total Members Count	YTD Add	YTD Drop	YTD NetGrowth (includes Active and Status Quo)	YTD NetGrowth% (includes Active and Status Quo)	Member Count 12 Months Ago	Average Member Count Per Club	% of Clubs with less than 20 members	Average Cancelled Club Age	Members Lost Due to Cancelled Clubs	% of Clubs Reporting Service	% No MMR in 3 Months	% No Officer Report in 12 months	% of Clubs with balance 90+ days	Number of Zone Chairs Recorded	Number of Region Chairs Recorded	District Officers Vacancies **
16 N	T(24)	49	0	49	0%	0	0	0	1141	0	1141	17	16	1	0.09%	1,141	23	51%	0	0	12%	39%	0%	0%	6	1	
16 J	T(16)	53	0	53	0%	0	0	0	1186	0	1186	20	24	-4	-0.34%	1,218	22	49%	0	0	8%	38%	17%	4%	12	4	
16 L		46	0	46	0%	0	0	0	1267	0	1267	14	20	-6	-0.47%	1,253	28	50%	0	0	13%	26%	2%	0%	6	2	
		148	0	148	0%	0	0	0	3594	0	3594	51	60	-9	-0.25%	3,612	24	50%	0	0	11%	34%	7%	1%	24	7	




District Health Assessment for Multiple District 20 through August 2025

		Clubs							Membership							Member Strength		Cancellation		Reports			Finance	Leadership			
District Name	Status/ Number of Months in Status *	Active Clubs	Clubs in Status Quo	Total Clubs	% Status Quo Clubs in Financial Suspension	New Clubs	Cancelled Clubs	YTD Net Club Gain/Loss	Current Members In Active Clubs	Current Members In Status Quo Clubs	Current Total Members Count	YTD Add	YTD Drop	YTD NetGrowth (includes Active and Status Quo)	YTD NetGrowth% (includes Active and Status Quo)	Member Count 12 Months Ago	Average Member Count Per Club	% of Clubs with less than 20 members	Average Cancelled Club Age	Members Lost Due to Cancelled Clubs	% of Clubs Reporting Service	% No MMR in 3 Months	% No Officer Report in 12 months	% of Clubs with balance 90+ days	Number of Zone Chairs Recorded	Number of Region Chairs Recorded	District Officers Vacancies **
20 N	T(24)	42	0	42	0%	0	1	-1	1158	0	1158	24	36	-12	-1.03%	1,157	28	40%	10	7	43%	33%	17%	2%	9	0	
20 E1	T(24)	36	0	36	0%	0	0	0	1146	0	1146	1	6	-5	-0.43%	1,150	32	28%	0	0	61%	28%	0%	0%	10	4	
20 E2	T(24)	34	0	34	0%	0	1	-1	826	0	826	9	8	1	0.12%	843	24	59%	26	0	35%	24%	0%	0%	0	0	
20 W	T(12)	47	0	47	0%	0	1	-1	1209	0	1209	7	26	-19	-1.55%	1,260	26	36%	86	5	28%	38%	9%	4%	7	3	2nd VDG
20 Y	T(24)	48	0	48	0%	0	0	0	1104	0	1104	15	12	3	0.27%	1,163	23	48%	0	0	29%	33%	2%	0%	0	0	
20 O	T(24)	46	0	46	0%	0	0	0	1211	0	1211	23	10	13	1.09%	1,170	26	39%	0	0	39%	35%	2%	0%	0	0	
20 R1	T(24)	23	0	23	0%	0	1	-1	667	0	667	3	22	-19	-2.77%	681	29	39%	81	18	35%	39%	17%	0%	0	0	
20 R2	T(24)	36	0	36	0%	1	0	1	1233	0	1233	71	13	58	4.94%	1,160	34	47%	0	0	31%	39%	8%	6%	0	0	
20 K1		65	0	65	0%	0	0	0	1888	0	1888	24	20	4	0.21%	1,878	29	32%	0	0	38%	32%	11%	6%	16	7	
20 K2	T(14)	34	0	34	0%	1	0	1	1204	0	1204	41	12	29	2.47%	1,212	35	26%	0	0	21%	29%	0%	6%	6	0	
20 S	T(24)	38	0	38	0%	0	0	0	1149	0	1149	9	13	-4	-0.35%	1,148	30	39%	0	0	32%	32%	16%	3%	7	0	
		449	0	449	0%	2	4	-2	12795	0	12795	227	178	49	0.38%	12,822	28	39%	51	30	36%	33%	7%	3%	55	14	



District Health Assessment for Multiple District 22 through August 2025

		Clubs							Membership							Member Strength		Cancellation		Reports			Finance	Leadership			
District Name	Status/ Number of Months in Status *	Active Clubs	Clubs in Status Quo	Total Clubs	% Status Quo Clubs in Financial Suspension	New Clubs	Cancelled Clubs	YTD Net Club Gain/Loss	Current Members In Active Clubs	Current Members In Status Quo Clubs	Current Total Members Count	YTD Add	YTD Drop	YTD NetGrowth (includes Active and Status Quo)	YTD NetGrowth% (includes Active and Status Quo)	Member Count 12 Months Ago	Average Member Count Per Club	% of Clubs with less than 20 members	Average Cancelled Club Age	Members Lost Due to Cancelled Clubs	% of Clubs Reporting Service	% No MMR in 3 Months	% No Officer Report in 12 months	% of Clubs with balance 90+ days	Number of Zone Chairs Recorded	Number of Region Chairs Recorded	District Officers Vacancies **
22 A	T(24)	22	0	22	0%	0	0	0	524	0	524	7	7	0	0.00%	507	24	59%	0	0	36%	14%	0%	0%	2	0	2nd VDG, GLT
22 B	T(4)	45	0	45	0%	1	0	1	1203	0	1203	42	48	-6	-0.50%	1,284	27	42%	0	0	51%	27%	2%	0%	0	0	1st VDG
22 C	T(24)	42	0	42	0%	0	1	-1	1066	0	1066	38	13	25	2.40%	1,099	25	48%	93	3	31%	29%	2%	2%	8	0	
22 D	T(21)	35	0	35	0%	2	0	2	1240	0	1240	107	56	51	4.29%	1,181	35	26%	0	0	46%	31%	0%	6%	5	0	2nd VDG
22 W		49	0	49	0%	0	0	0	1548	0	1548	28	27	1	0.06%	1,572	32	31%	0	0	45%	24%	16%	0%	0	0	
		193	0	193	0%	3	1	2	5581	0	5581	222	151	71	1.29%	5,643	29	39%	93	3	42%	26%	5%	2%	15	0	




District Health Assessment for Multiple District 23 through August 2025

District Name	Status/ Number of Months in Status *	Clubs							Membership							Member Strength		Cancellation		Reports			Finance	Leadership			
		Active Clubs	Clubs in Status Quo	Total Clubs	% Status Quo Clubs in Financial Suspension	New Clubs	Cancelled Clubs	YTD Net Club Gain/Loss	Current Members In Active Clubs	Current Members In Status Quo Clubs	Current Total Members Count	YTD Add	YTD Drop	YTD NetGrowth (includes Active and Status Quo)	YTD NetGrowth% (includes Active and Status Quo)	Member Count 12 Months Ago	Average Member Count Per Club	% of Clubs with less than 20 members	Average Cancelled Club Age	Members Lost Due to Cancelled Clubs	% of Clubs Reporting Service	% No MMR in 3 Months	% No Officer Report in 12 months	% of Clubs with balance 90+ days	Number of Zone Chairs Recorded	Number of Region Chairs Recorded	District Officers Vacancies **
23 A		48	0	48	0%	0	0	0	1277	0	1277	13	42	-29	-2.22%	1,252	27	48%	0	0	44%	38%	4%	0%	5	0	
23 B		56	0	56	0%	0	0	0	1769	0	1769	14	26	-12	-0.67%	1,800	32	23%	0	0	39%	25%	2%	5%	7	0	
23 C		58	0	58	0%	1	0	1	1649	0	1649	41	17	24	1.48%	1,512	28	36%	0	0	45%	22%	3%	0%	11	0	
		162	0	162	0%	1	0	1	4695	0	4695	68	85	-17	-0.36%	4,564	29	35%	0	0	43%	28%	3%	2%	23	0	




District Health Assessment for Multiple District 33 through August 2025

		Clubs							Membership							Member Strength		Cancellation		Reports			Finance	Leadership			
District Name	Status/ Number of Months in Status *	Active Clubs	Clubs in Status Quo	Total Clubs	% Status Quo Clubs in Financial Suspension	New Clubs	Cancelled Clubs	YTD Net Club Gain/ Loss	Current Members In Active Clubs	Current Members In Status Quo Clubs	Current Total Members Count	YTD Add	YTD Drop	YTD NetGrowth (includes Active and Status Quo)	YTD NetGrowth% (includes Active and Status Quo)	Member Count 12 Months Ago	Average Member Count Per Club	% of Clubs with less than 20 members	Average Cancelled Club Age	Members Lost Due to Cancelled Clubs	% of Clubs Reporting Service	% No MMR in 3 Months	% No Officer Report in 12 months	% of Clubs with balance 90+ days	Number of Zone Chairs Recorded	Number of Region Chairs Recorded	District Officers Vacancies **
33 Y	T(24)	29	0	29	0%	0	0	0	727	0	727	2	11	-9	-1.22%	740	25	48%	0	0	31%	48%	24%	3%	6	0	2nd VDG
33 A	T(24)	45	0	45	0%	0	0	0	1142	0	1142	8	20	-12	-1.04%	1,205	25	53%	0	0	36%	33%	0%	0%	8	0	
33 N	T(24)	37	0	37	0%	0	0	0	1018	0	1018	16	16	0	0.00%	1,044	28	38%	0	0	38%	30%	14%	0%	3	0	2nd VDG
33 K		46	0	46	0%	0	1	-1	1429	0	1429	27	20	7	0.49%	1,461	31	39%	6	0	46%	28%	2%	0%	9	3	
33 S		46	0	46	0%	0	0	0	1383	0	1383	19	10	9	0.66%	1,423	30	43%	0	0	37%	28%	7%	2%	7	0	
		203	0	203	0%	0	1	-1	5699	0	5699	72	77	-5	-0.09%	5,873	28	44%	6	0	38%	33%	8%	1%	33	3	




District Health Assessment for Multiple District 44 through August 2025

<div></div> <div>Status/ Number of Months in Status *</div>		Clubs								Membership							Member Strength		Cancellation		Reports			Finance		Leadership		
		Active Clubs	Clubs in Status Quo	Total Clubs	% Status Quo Clubs in Financial Suspension	New Clubs	Cancelled Clubs	YTD Net Club Gain/Loss	Current Members In Active Clubs	Current Members In Status Quo Clubs	Current Total Members Count	YTD Add	YTD Drop	YTD NetGrowth (includes Active and Status Quo)	YTD NetGrowth% (includes Active and Status Quo)	Member Count 12 Months Ago	Average Member Count Per Club	% of Clubs with less than 20 members	Average Cancelled Club Age	Members Lost Due to Cancelled Clubs	% of Clubs Reporting Service	% No MMR in 3 Months	% No Officer Report in 12 months	% of Clubs with balance 90+ days	Number of Zone Chairs Recorded	Number of Region Chairs Recorded	District Officers Vacancies **	
44 N	T(24)	41	0	41	0%	0	0	0	1046	0	1046	18	12	6	0.58%	1,023	26	44%	0	0	71%	22%	2%	2%	7	0	2nd VDG	
44 H	T(21)	38	0	38	0%	0	0	0	1225	0	1225	18	7	11	0.91%	1,222	32	37%	0	0	42%	37%	8%	3%	5	0	2nd VDG	
		79	0	79	0%	0	0	0	2271	0	2271	36	19	17	0.75%	2,245	29	41%	0	0	57%	29%	5%	3%	12	0		




District Health Assessment for District 41 through August 2025

		Clubs							Membership							Member Strength		Cancellation		Reports			Finance	Leadership			
District Name	Status/ Number of Months in Status *	Active Clubs	Clubs in Status Quo	Total Clubs	% Status Quo Clubs in Financial Suspension	New Clubs	Cancelled Clubs	YTD Net Club Gain/ Loss	Current Members In Active Clubs	Current Members In Status Quo Clubs	Current Total Members Count	YTD Add	YTD Drop	YTD NetGrowth (includes Active and Status Quo)	YTD NetGrowth% (includes Active and Status Quo)	Member Count 12 Months Ago	Average Member Count Per Club	% of Clubs with less than 20 members	Average Cancelled Club Age	Members Lost Due to Cancelled Clubs	% of Clubs Reporting Service	% No MMR in 3 Months	% No Officer Report in 12 months	% of Clubs with balance 90+ days	Number of Zone Chairs Recorded	Number of Region Chairs Recorded	District Officers Vacancies **
41		62	0	62	0%	0	0	0	1738	0	1738	7	24	-17	-0.97%	1,783	28	37%	0	0	15%	34%	2%	2%	15	0	
		62	0	62	0%	0	0	0	1738	0	1738	7	24	-17	-0.97%	1,783	28	37%	0	0	15%	34%	2%	2%	15	0	




District Health Assessment for District 42 through August 2025

		Clubs							Membership							Member Strength		Cancellation		Reports			Finance	Leadership			
District Name	Status/ Number of Months in Status *	Active Clubs	Clubs in Status Quo	Total Clubs	% Status Quo in Financial Suspension	New Clubs	Cancelled Clubs	YTD Net Club Gain/Loss	Current Members In Active Clubs	Current Members In Status Quo Clubs	Current Total Members Count	YTD Add	YTD Drop	YTD NetGrowth (includes Active and Status Quo)	YTD NetGrowth% (includes Active and Status Quo)	Member Count 12 Months Ago	Average Member Count Per Club	% of Clubs with less than 20 members	Average Cancelled Club Age	Members Lost Due to Cancelled Clubs	% of Clubs Reporting Service	% No MMR in 3 Months	% No Officer Report in 12 months	% of Clubs with balance 90+ days	Number of Zone Chairs Recorded	Number of Region Chairs Recorded	District Officers Vacancies **
42	T(24)	26	0	26	0%	0	0	0	1011	0	1011	6	15	-9	-0.88%	988	39	31%	0	0	23%	27%	15%	0%	3	0	1st VDG,2nd VDG,GLT,GST
		26	0	26	0%	0	0	0	1011	0	1011	6	15	-9	-0.88%	988	39	31%	0	0	23%	27%	15%	0%	3	0	




District Health Assessment for District 45 through August 2025

		Clubs							Membership							Member Strength		Cancellation		Reports			Finance	Leadership			
District Name	Status/ Number of Months in Status *	Active Clubs	Clubs in Status Quo	Total Clubs	% Status Quo in Financial Suspension	New Clubs	Cancelled Clubs	YTD Net Club Gain/ Loss	Current Members In Active Clubs	Current Members In Status Quo Clubs	Current Total Members Count	YTD Add	YTD Drop	YTD NetGrowth (includes Active and Status Quo)	YTD NetGrowth% (includes Active and Status Quo)	Member Count 12 Months Ago	Average Member Count Per Club	% of Clubs with less than 20 members	Average Cancelled Club Age	Members Lost Due to Cancelled Clubs	% of Clubs Reporting Service	% No MMR in 3 Months	% No Officer Report in 12 months	% of Clubs with balance 90+ days	Number of Zone Chairs Recorded	Number of Region Chairs Recorded	District Officers Vacancies **
45	T(24)	28	0	28	0%	0	1	-1	904	0	904	31	23	8	0.89%	908	32	25%	44	0	43%	29%	4%	7%	0	0	2nd VDG
		28	0	28	0%	0	1	-1	904	0	904	31	23	8	0.89%	908	32	25%	44	0	43%	29%	4%	7%	0	0	



District Health Assessment for Multiple District N through August 2025

		Clubs							Membership							Member Strength		Cancellation		Reports			Finance	Leadership			
District Name	Status/ Number of Months in Status *	Active Clubs	Clubs in Status Quo	Total Clubs	% Status Quo in Financial Suspension	New Clubs	Cancelled Clubs	YTD Net Club Gain/Loss	Current Members In Active Clubs	Current Members In Status Quo Clubs	Current Total Members Count	YTD Add	YTD Drop	YTD NetGrowth (includes Active and Status Quo)	YTD NetGrowth% (includes Active and Status Quo)	Member Count 12 Months Ago	Average Member Count Per Club	% of Clubs with less than 20 members	Average Cancelled Club Age	Members Lost Due to Cancelled Clubs	% of Clubs Reporting Service	% No MMR in 3 Months	% No Officer Report in 12 months	% of Clubs with balance 90+ days	Number of Zone Chairs Recorded	Number of Region Chairs Recorded	District Officers Vacancies **
N 1		3	0	3	0%	0	0	0	170	0	170	0	0	0	0.00%	176	57	0%	0	0	0%	100%	0%	0%	13	0	2nd VDG
		3	0	3	0%	0	0	0	170	0	170	0	0	0	0.00%	176	57	0%	0	0	0%	100%	0%	0%	13	0	

* - District Status: P - Provisional, T - Transitional.

** - District Officers Vacancies: DG - District Governor, 1st VDG - First Vice District Governor, 2nd VDG - Second Vice District Governor.